



WORLD  
SEMICONDUCTOR  
TRADE STATISTICS

# **Semiconductor market insights**

## **Discover the Benefits of WSTS Membership**

# Monthly shipment figures by value and units

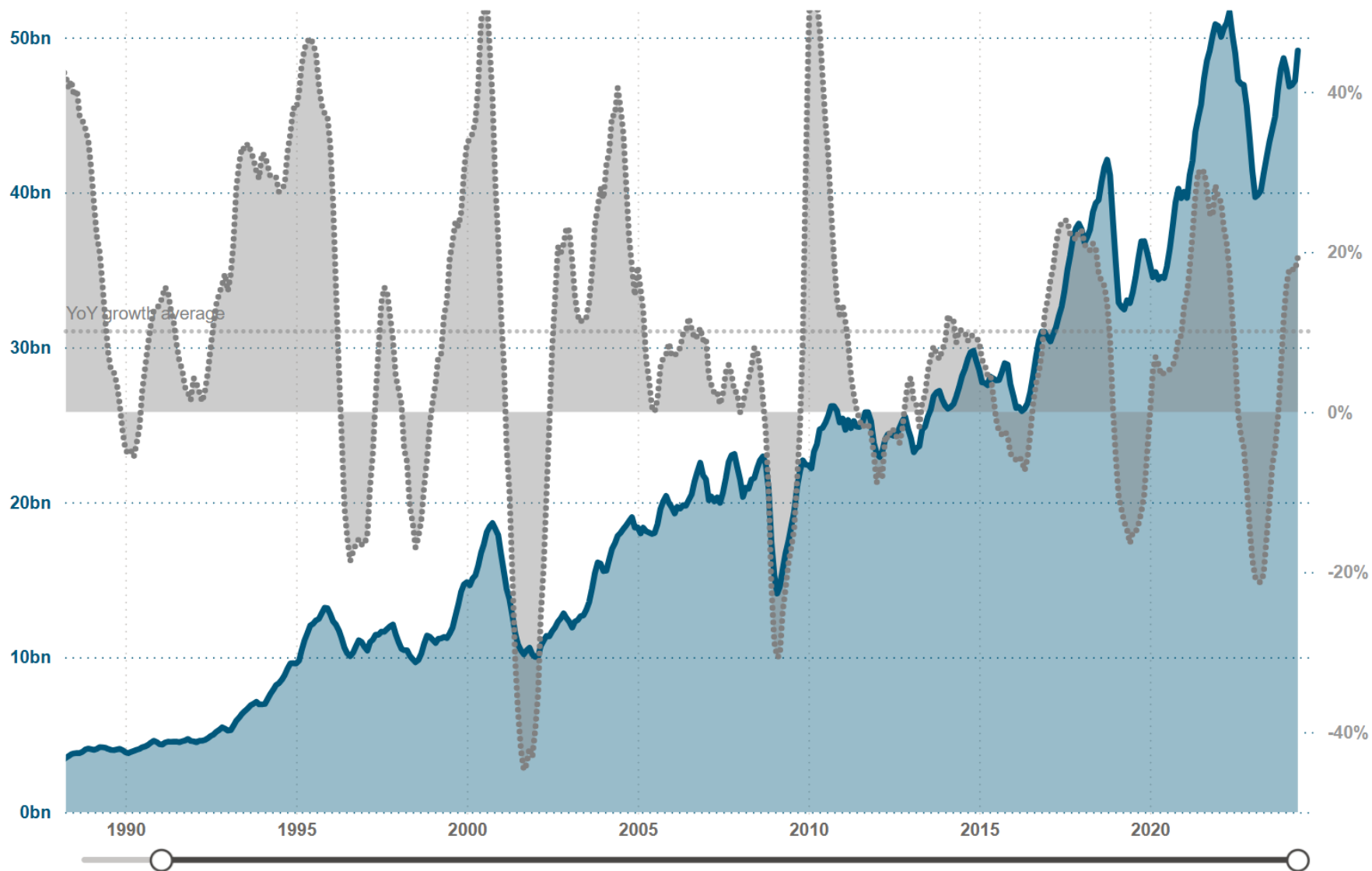
For more than 35 years, WSTS has operated as the world's leader in global semiconductor market statistics.

WSTS members have access to the only source of global **monthly shipment figures by value and units** collected directly from semiconductor companies.

The market data published by WSTS is current and is **published within four weeks of the closing of the month** to the members, giving the companies the most up-to-date information on the industry available.

Historic billings monthly

● 3MMA in US\$ ● 3MMA YoY growth in percent



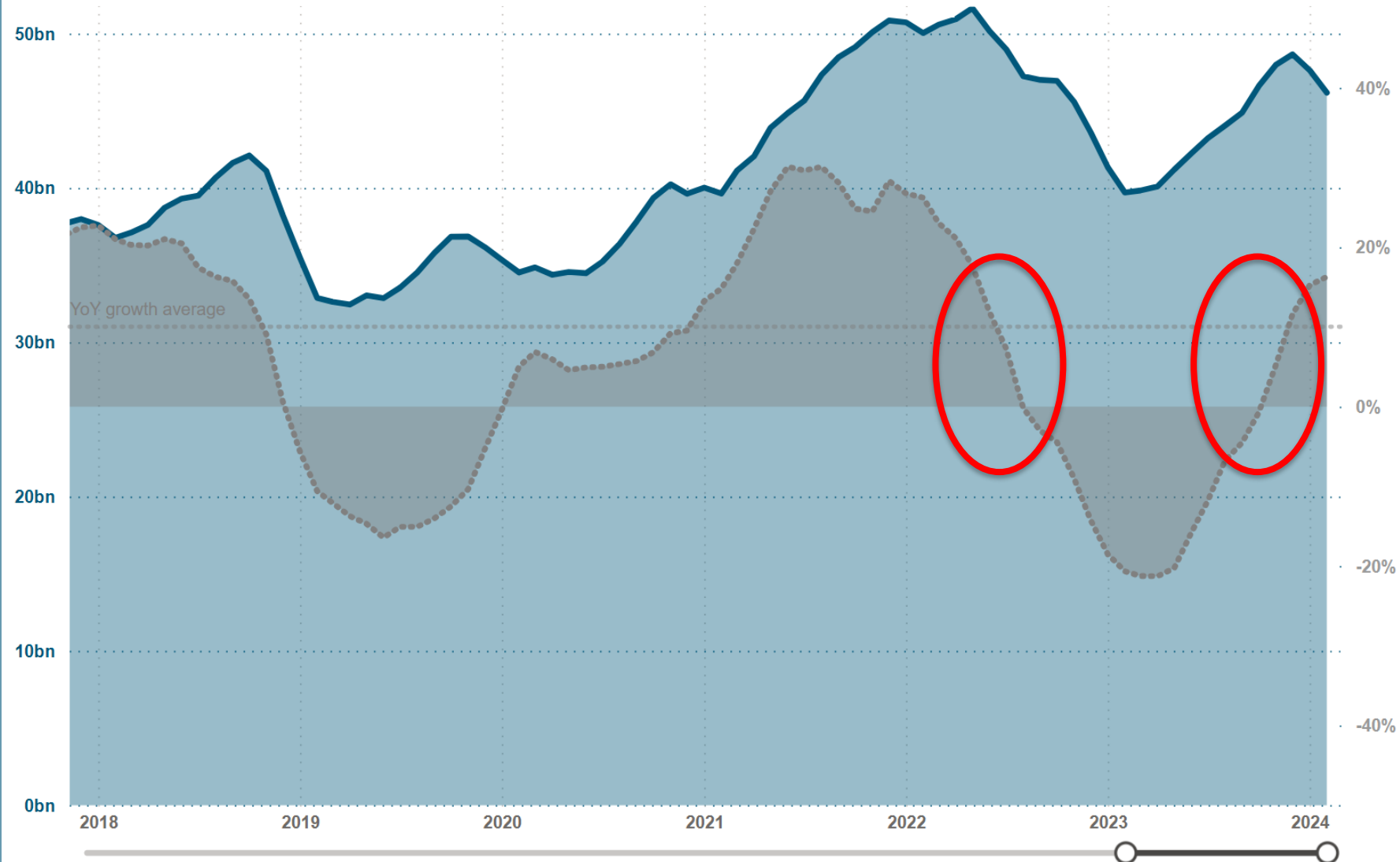
# Monthly shipment figures by value and units

With it WSTS members could efficiently track market trends and promptly respond to changes.

For example, the overall market's downward trend became apparent in mid-2022 when growth rates dipped below the average. Also, the upward trend end-off 2023 / early 2024 was clearly visible.

Historic billings monthly

● 3MMA in US\$ ● 3MMA YoY growth in percent



# Complete market overview

Segment

Discretes

IC

Opto & Sensors

Segment Lv2

Analog

Diodes

Logic

Memory

Micro

Optoelectronics

Other Discretes

Power Transistors

Rectifiers

Sensors & Actuators

Small Signal Transistors

Thyristors

REG

AMERICA

APAC / Other

CHINA

EUROPE

JAPAN

WORLD

Year

2024

2021

2018

2015

2012

2009

2006

2003

2000

1997

1994

1991

1988

1985

1982

1979

1976

2023

2020

2017

2014

2011

2008

2005

2002

1999

1996

1993

1990

1987

1984

1981

1978

1975

2022

2019

2016

2013

2010

2007

2004

2001

1998

1995

1992

1989

1986

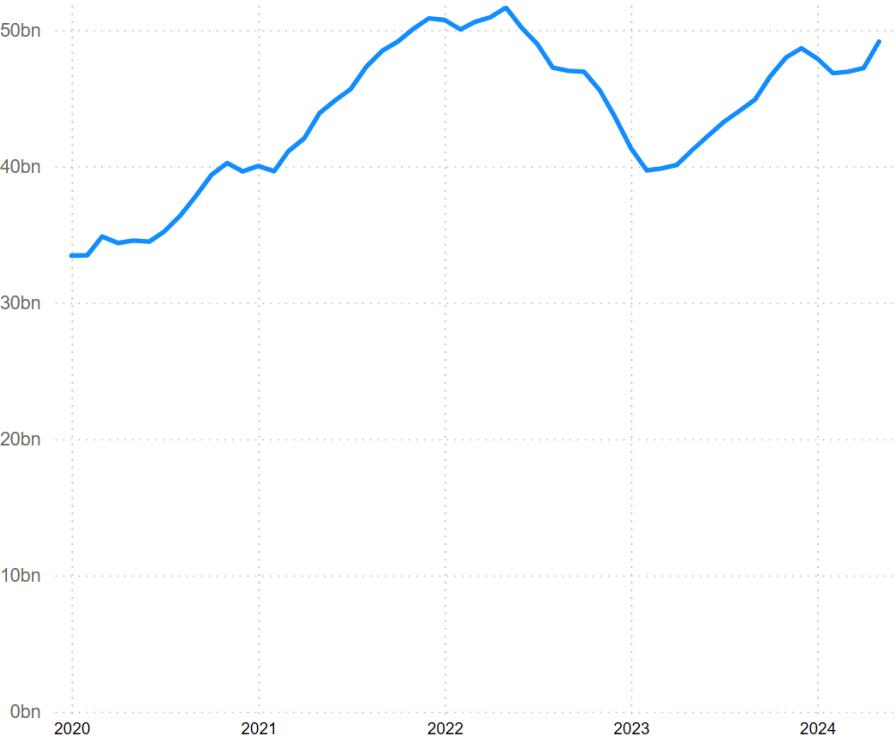
1983

1980

1977

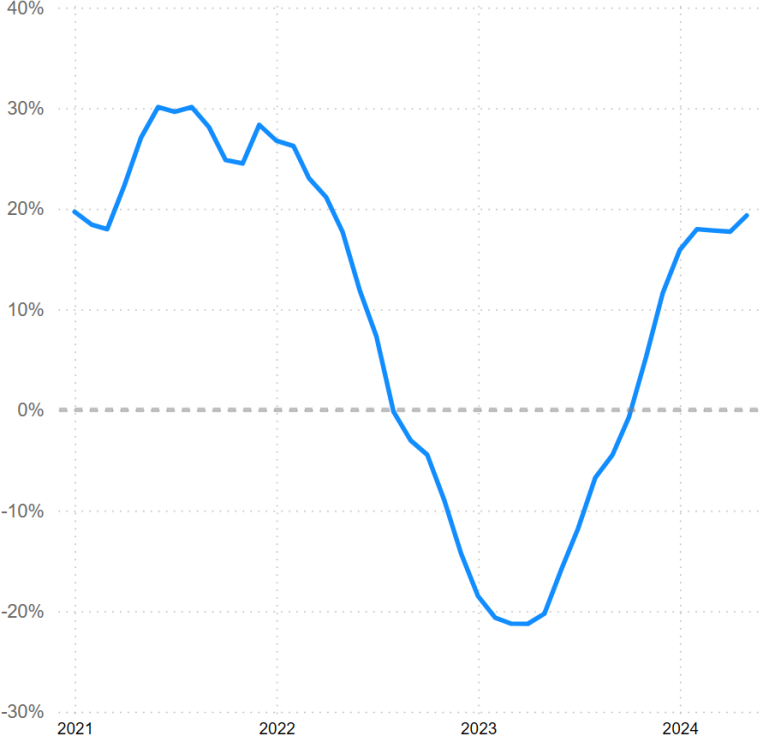
Billing 3MMA in billion US\$

Region ● WW



Growth Rate 3MMA YoY in percent

Region ● WW



The WSTS data provide a complete market overview, showing global and **regional sales on market segment and product-specific levels.**

The WSTS market statistics represent all key world market segments in all important product areas. The organization provides detailed market information on many product segments that are not available anywhere else with such frequency.

# Complete market overview

Segment

Discretes

IC

Opto & Sensors

Segment Lv2

Analog

Diodes

Logic

Memory

Micro

Optoelectronics

Other Discretes

Power Transistors

Rectifiers

Sensors & Actuators

Small Signal Transistors

Thyristors

REG

AMERICA

EUROPE

APAC / Other

JAPAN

CHINA

WORLD

Year

2024

2021

2018

2015

2012

2009

2006

2003

2000

1997

1994

1991

1988

1985

1982

1979

1976

2023

2020

2017

2014

2011

2008

2005

2002

1999

1996

1993

1990

1987

1984

1981

1978

1975

2022

2019

2016

2013

2010

2007

2004

2001

1998

1995

1992

1989

1986

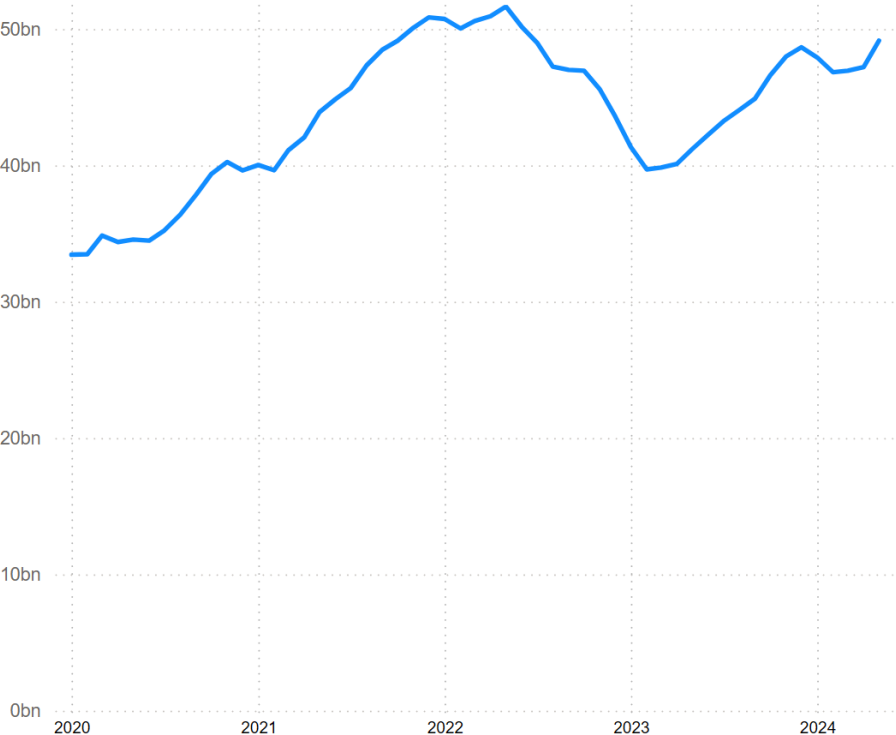
1983

1980

1977

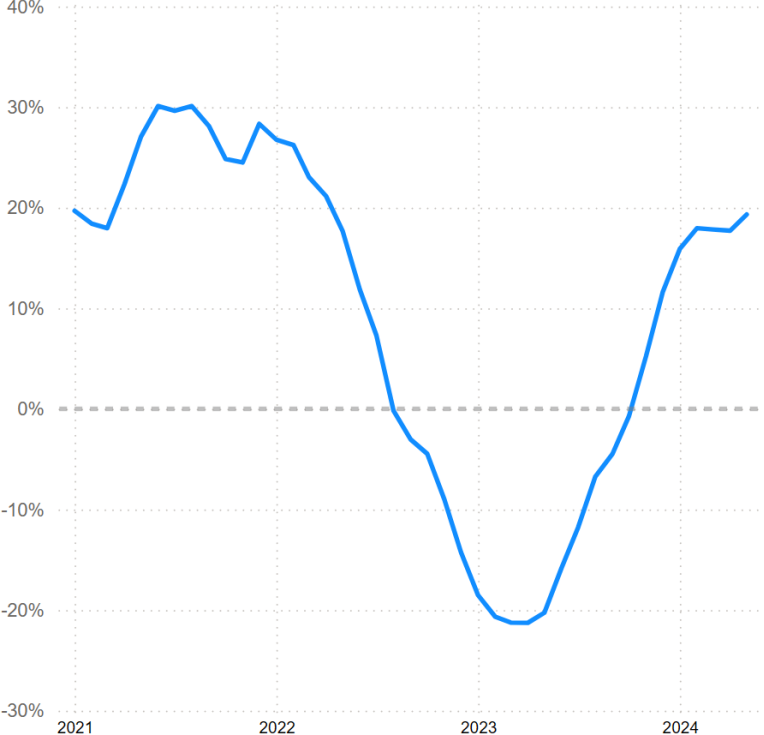
Billing 3MMA in billion US\$

Region ● WW



Growth Rate 3MMA YoY in percent

Region ● WW



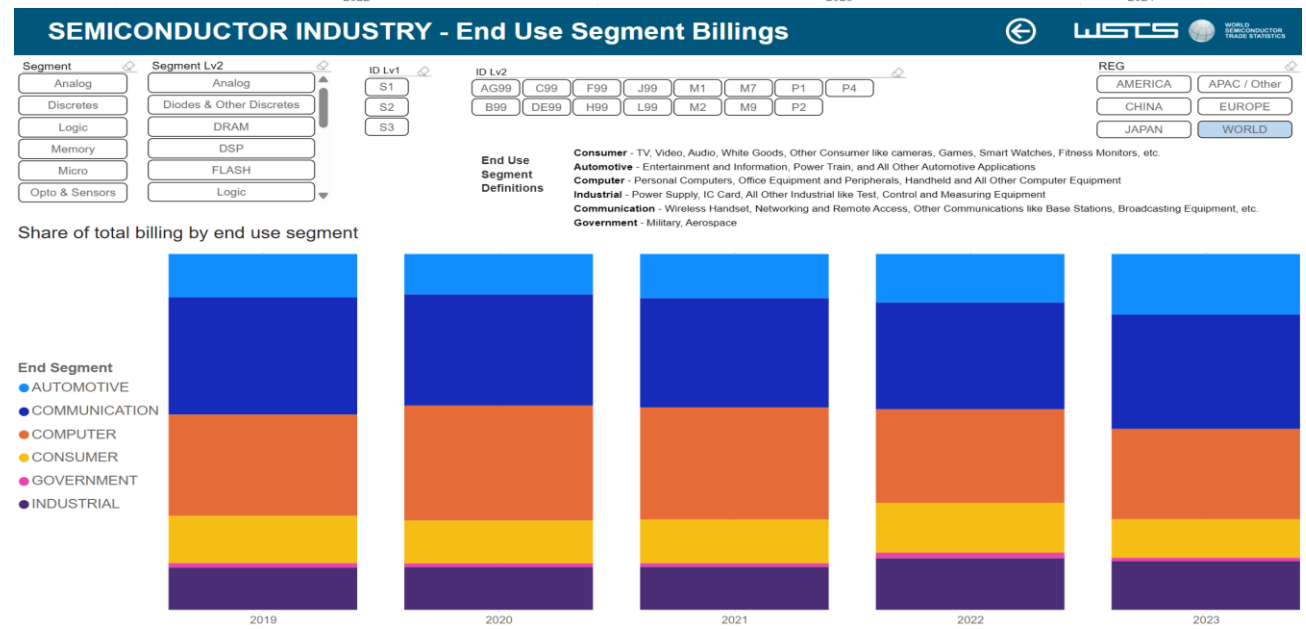
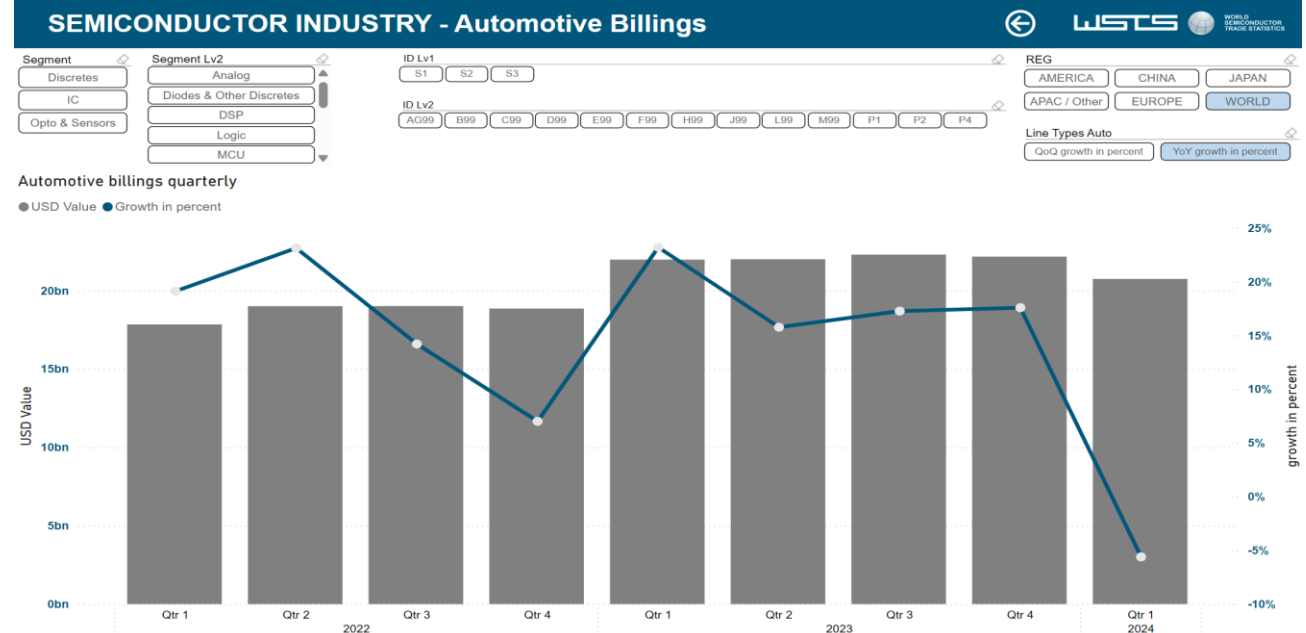
In addition, the organization offers up-to-date product classifications that keep pace with developing technologies as the **members define it** according to their needs.

For instance, WSTS introduced in 2023 **new wide bandgap product categories** (SiC / GaN) for power transistors & rectifiers.

# Additional value-added reports

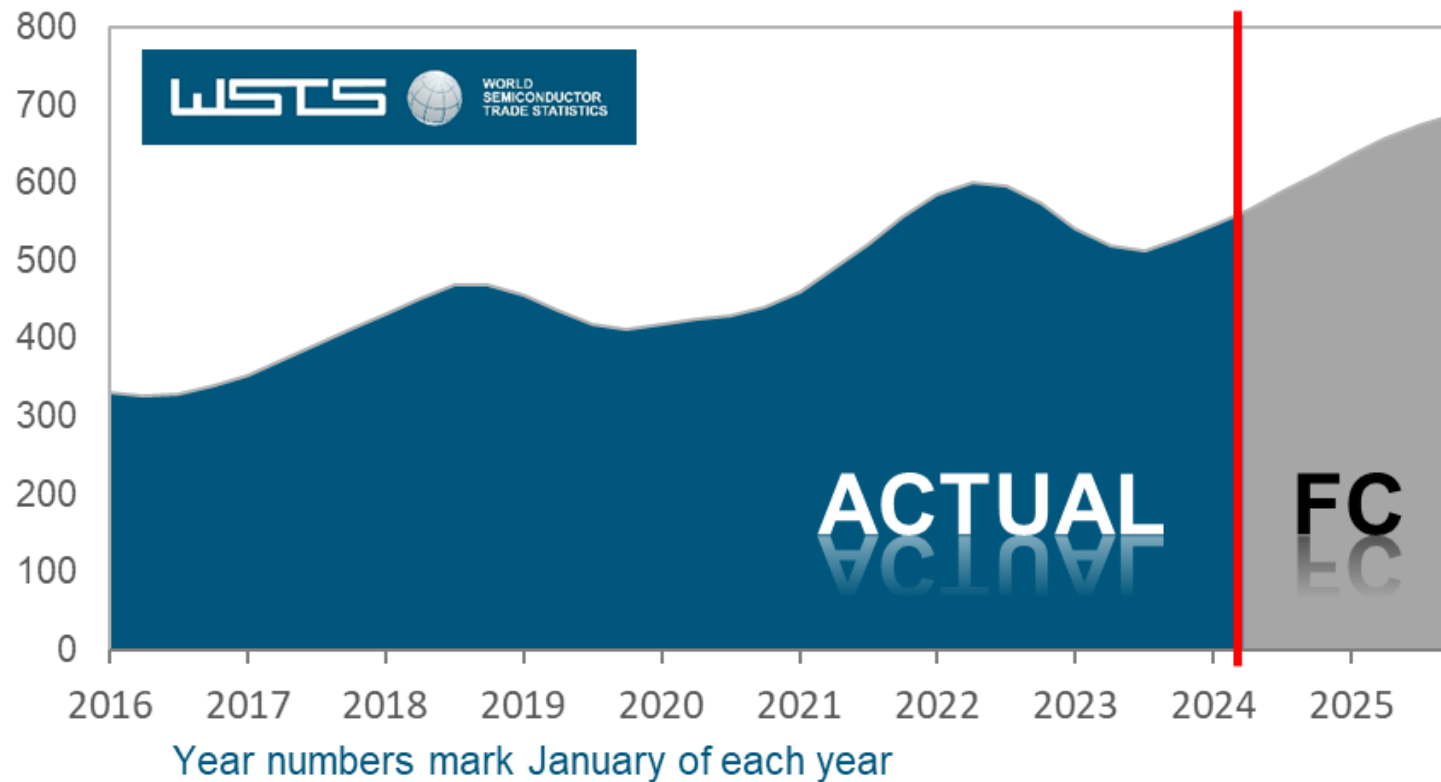
Because WSTS information is created by semiconductor companies for semiconductor companies, our market statistics are designed to be easily incorporated into the analyses and metrics your market-research team already uses.

Additional value-added reports allowing you to identify market trends, review historical data and see exactly how semiconductor components are being incorporated into **end-use products**.



# Forecast - Most respected in the industry

Global semiconductor billings (billion US\$) – 12MMA



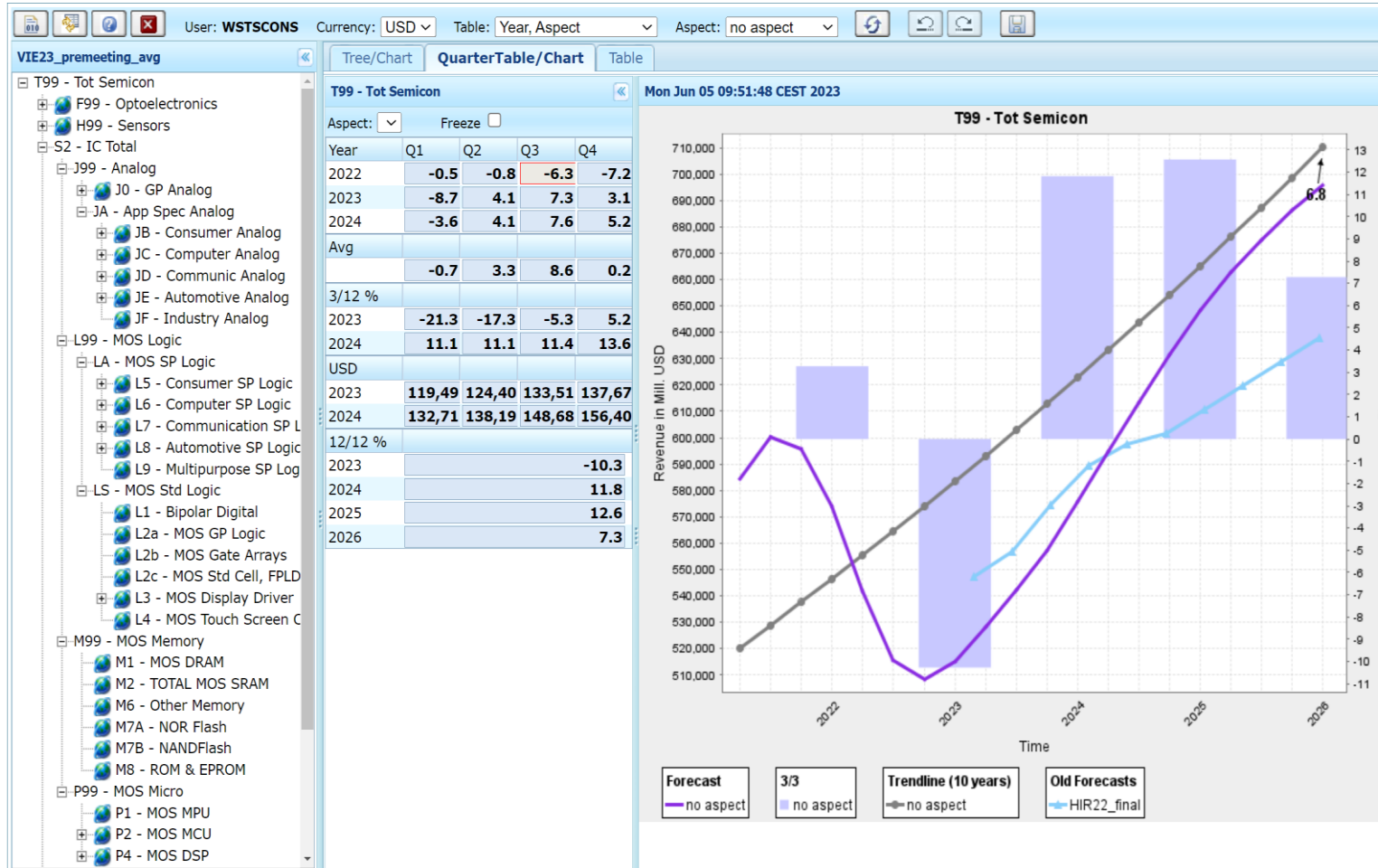
The WSTS consensus forecasts are considered the **most accurate and respected in the industry**.

The **biannual forecasts** of WSTS look at the future of the market over both the short (2 years quarterly) and mid-term (+2 years annually), ensuring that your company stays up to speed with a rapidly changing industry.

During the meetings where WSTS consensus forecasts are formulated, our members hear first-hand from other industry participants how they see the future market conditions for the industry. Members can **interact with industry experts** – those who really understand the data and handle market research for their companies.



# Forecast - WSTS tool unique to the industry



The **WSTS forecast tool**, which is **unique to the industry**, allows member companies to quickly evaluate their own market estimates and compare them to past forecasts, increasing the speed and accuracy of individual forecast creation and the generation of the **WSTS consensus forecast**.

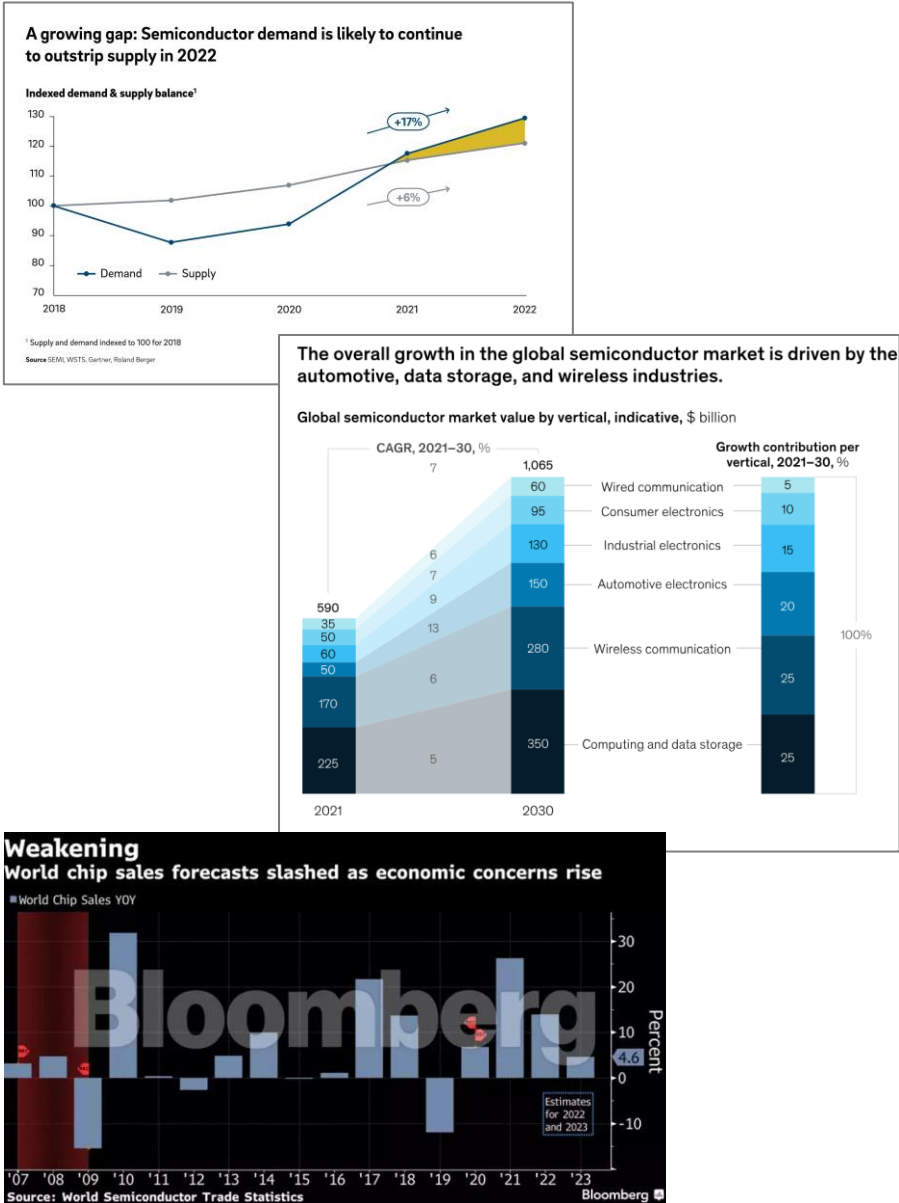
In addition to the semi-annual consensus forecast, members receive a forecast generated by mathematical modeling twice a year. This means that each member receives a forecast on a quarterly basis.



Participation in WSTS significantly impacts semiconductor market data beyond the information published by WSTS, as WSTS data serves as a crucial input for most esteemed semiconductor research firms and financial analyst.

WSTS membership costs a fraction of the price of market research or hiring internal or external analysts.

Membership fees are determined on a sliding scale based on semiconductor revenue.



# Collaboration with leading SIA's



**WSTS collaborates with leading semiconductor industry associations** such as SIA in the US, ESIA in Europe, WSTS JC in Japan, KSIA in Korea, and TSIA in Taiwan, all of whom rely on WSTS data as their primary reference.

The same reports that are vital for WSTS member companies are also important for regional semiconductor associations, who advocate on behalf of the industry in their regions and for the industry as a whole.

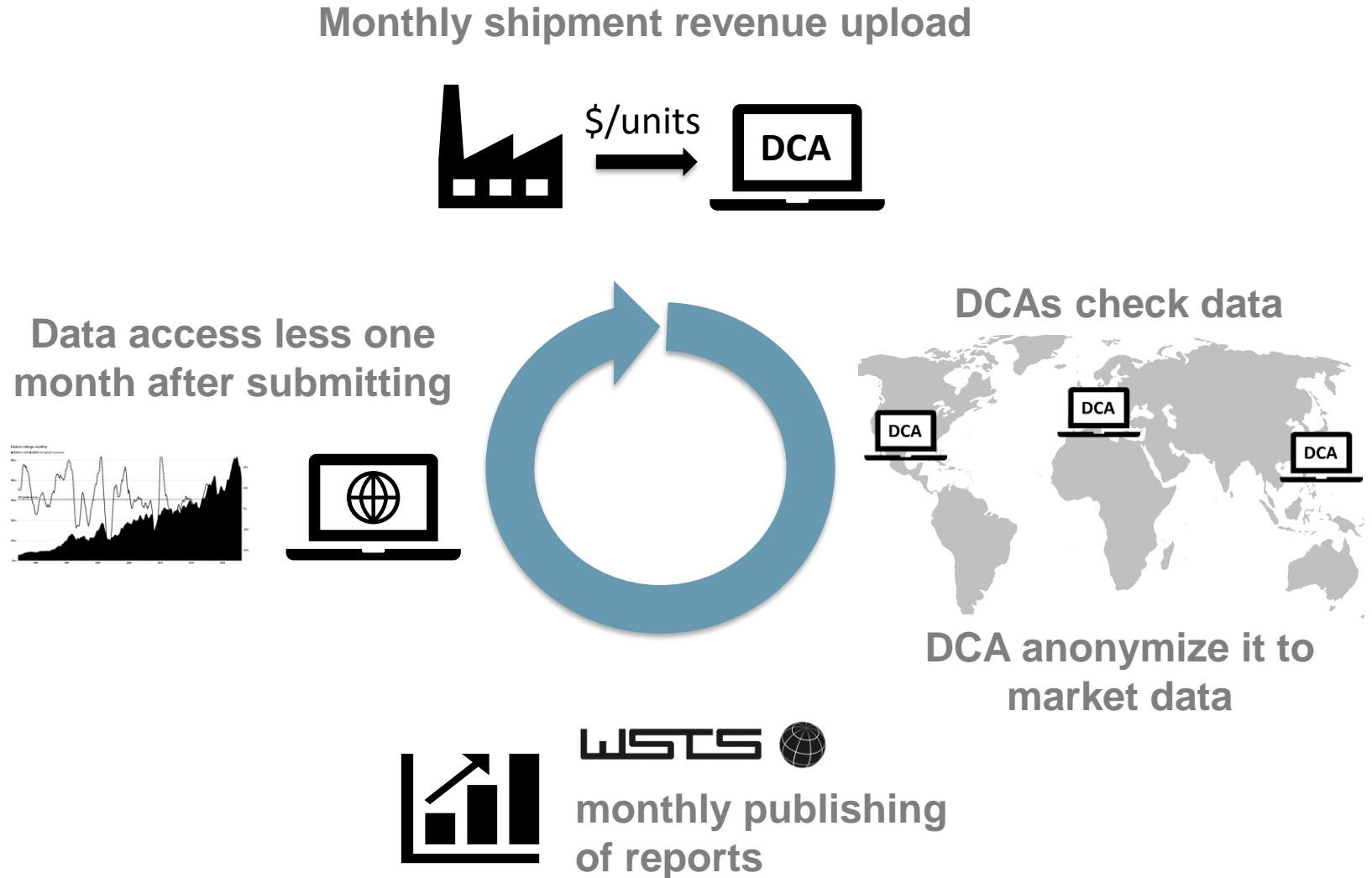
These organizations act as commercial distribution channels for WSTS reports and as client contacts for companies within the supply chain and third parties.

# Process of data collection and publication

Individual **member companies** enter unit sales and revenue data into a simple online form on a monthly (in some cases quarterly) basis.

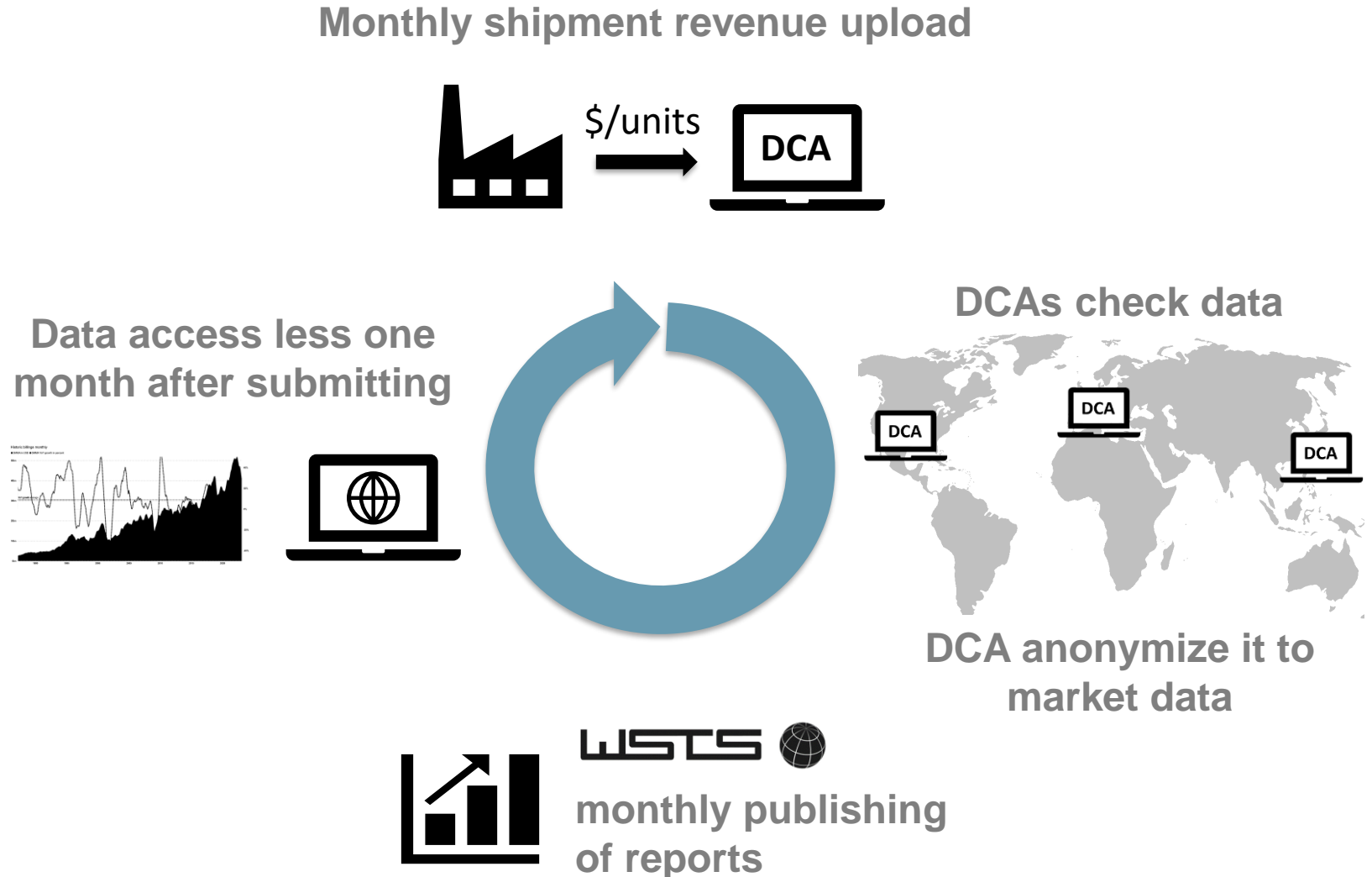
Data-collection agents (**DCA**) in the regions compile information from the companies. They check the data for completeness, consistency, and plausibility and resolve any apparent anomalies with the member companies. **The data getting anonymized.**

Our worldwide data-collection agent receives the regional data, further checks the information for consistency, aggregates totals, and prepares statistical report.



WSTS publishes the results at the **end of the month**.

Individual member companies can access WSTS' complete monthly unit sales and revenues statistics, along with historical and trend reports, **less than a month after submitting their company data**. A secure, password-protected WSTS Internet portal ensures safe access.



## Data Collection Agents



## Legal Limitations

The attendees of this meeting must abide by the WSTS antitrust guidelines available on WSTS website under „Procedural Docs“

- **No** forward-looking discussions allowed about pricing, price trends and production capacity.
- **No** discussion about individual company business is allowed.
- It is **prohibited** to pass on the meeting presentations to anyone not present at this meeting.
- Before publishing of the forecast, you will have insider information > **Refrain** from securities trading!
- It is **allowed** to discuss **past** price trends.

WSTS has **developed a streamlined and secure method** of collecting, compiling, verifying, and distributing its monthly unit sales and revenue statistics. A group of select **WSTS partners** – chosen for their outstanding work and the strong reputations they have in their respective fields – aid in the collection and verification of data and its presentation and release to our members.

Sensitive information is kept safe at the DCA. Strict guidelines govern the collection and presentation of data, ensuring that company information is protected, and market position is not revealed. Even WSTS does not have access to individual company data.

WSTS always follows strict guidelines to ensure members adhere to competitive best practices and comply with antitrust laws. Such guidelines make WSTS meetings a safe environment for networking and exchanging information.



# Obligations of members and WSTS deliverables

## Member work at WSTS

### Mandatory:

- **Monthly** reporting of billings by value and units according to WSTS structure (Blue Book)
- **Quarterly** automotive end use (Auto Report)
- **Annual** reporting of regional billings by end use category (End Use Report)

### Voluntary:

- **Quarterly** billings by country (Country Report), global distributor sales (Distributor Report)
- Participation in bi-annual consensus forecast and global forecast conference
- Participation in Meetings with full voting rights on all policy matters, including data format and product definitions.
- Act as Directors, Chairman or Vice-Chairman.

## Deliverables

### All members:

Blue Book and History (since 1991)

Automotive Report

End Use Report

Forecast

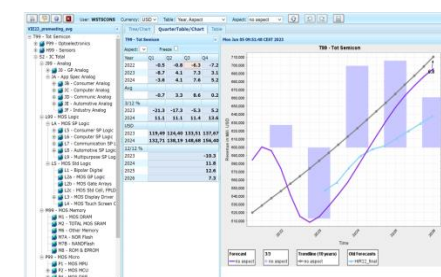
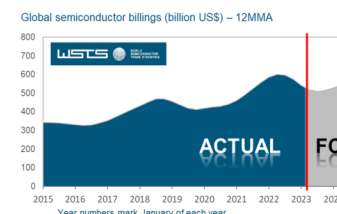
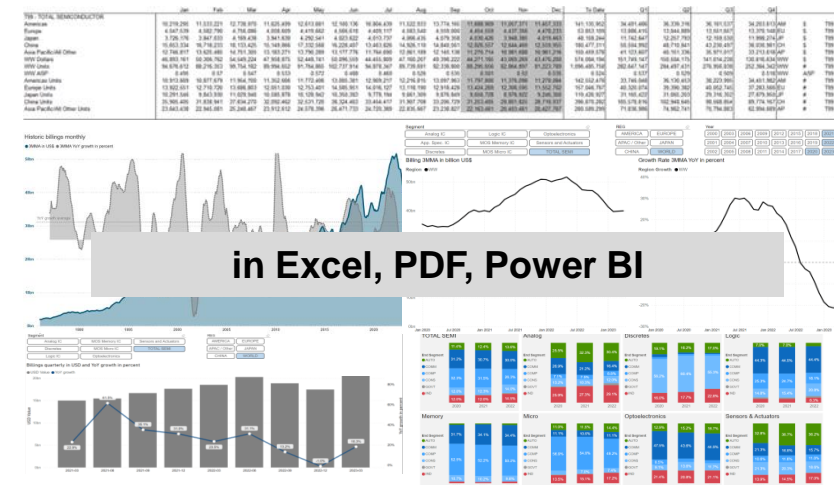
### For participants:

Country Report,  
Distributor Report

Forecast Tool

Bi-annual global forecast conference

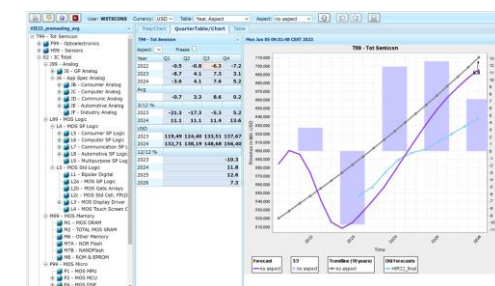
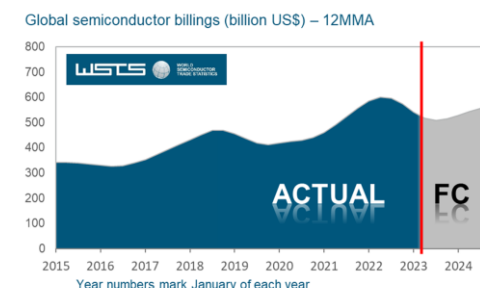
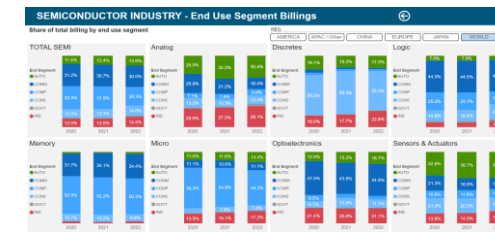

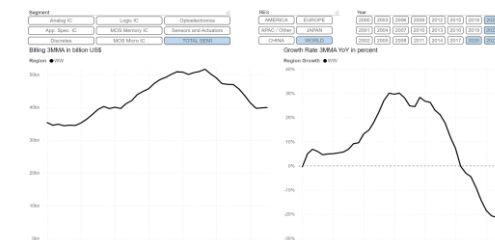
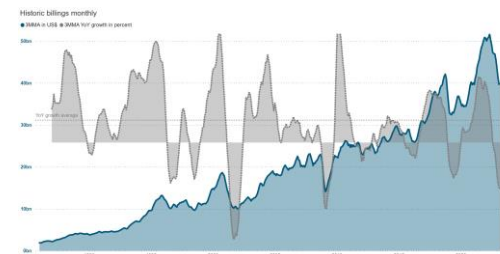
Quarterly forecast (consensus forecast 2x, statistical update 2x)





# Discover the Benefits of WSTS Membership

- Access to the only source of global **monthly** semiconductor shipment figures by **value** and **units** directly from manufacturers.
- Comprehensive market overview showcasing worldwide and regional sales, updated product classifications, and additional value-added reports for trend analysis and forecasting.
- Current market data **published within four weeks** of month-end, offering the most timely industry insights.
- Represents all key world market segments in all relevant product areas, providing detailed and frequent market information not available elsewhere.
- Most accurate and **respected forecasts** in the industry, providing both short and mid-term market outlooks.
- Opportunity to interact with industry peers and influence product category classifications at WSTS meetings.



**Conclusion:** WSTS membership offers up-to-date market data, accurate forecasts, networking opportunities, and more, helping semiconductor companies stay ahead in a dynamic industry.

The background of the slide is a dark blue circuit board pattern with glowing white nodes and traces. A white horizontal band is centered across the image.

**Thank you for your attention!**

The logo for the World Semiconductor Trade Statistics (WSTS) organization, featuring the acronym WSTS in a stylized font above the full name.

**WSTS**  
WORLD  
SEMICONDUCTOR  
TRADE STATISTICS

## Who can get member?

All companies that directly design and market either discrete or integrated semiconductor products can become WSTS members. Membership is available to both fabbed and fabless manufacturers.

## Attending a WSTS meeting:

Potential members are invited to participate in WSTS meetings. Details about the upcoming Meeting can be accessed on the WSTS website. To request an invitation, kindly reach out to the WSTS Team.

## Becoming a WSTS Member:

To apply for membership, simply complete the straightforward [online application form](#) available on the WSTS website.

For assistance in starting your membership or if you have any queries about the application process, please do not hesitate to contact our administrator.

## Contact WSTS administration

On the Internet: [www.wsts.org](http://www.wsts.org)

### Via email, telephone, or mail:

The WSTS Team is available to answer specific questions about the association and WSTS membership:

**Sherree Hellinger**  
Assistent to Administrator

✉ [sh@wsts.org](mailto:sh@wsts.org)  
☎ +1 (408) 825 3893

**Tobias Pröttel**  
Administrator and CEO

✉ [tp@wsts.org](mailto:tp@wsts.org)  
☎ +49 (177) 388 1977

**Company headquarters:**  
WSTS, Inc.  
17698 Lancia Drive  
Morgan Hill, CA 95037, USA